










**C-280 T-REM MB Hydro Massage Tub
100% Southern California Manufactured.**

Immerse yourself into paradise!

- Elegant boat-shape body provides enormous interior space for bather. This tub creates comfortable environment for everybody including very tall people.
- This tub is equipped with fully automatic fill. Fill your tub with water with just a touch of a button!
- Powerful hydro massage (3+1 massage zones)
- Massage Modes: 6 (2 pre programmed + manual 3+1); more than 45 different therapy combinations.
- Invigorating air bubble massage with heated air and stepless intensity adjustment.
- Integrated aroma therapy system
- Marine Grade audio system
- Integrated underwater chroma therapy system / lighting effects
- Adjustable foot support / tub shortener
- Automatic thermixer; double scale: C/F

Experience the luxury and explore this tub's striking features.

Dims:	100" x 42" x 43" / 254 cm / 107cm /110cm Capacity: App. 131 g/ 501 l	Capacity	App. 131 g/ 501 l
Body	Designers series high-gloss fiberglass boat-shape body with 6 access doors (recessed design). Chrome plated moldings and accessories.	Water Pump	3 HP, 240V/60Hz; 240V/50Hz with dry run protection
Air Pump / Air bubble massage	220V / 50Hz / 1.5HP or 220V/60Hz/1.5HP. Air massage with heated air. Adjustable intensity.	Hydro - Air Jets / Hydro massage / Jacuzzi massage	This tub is equipped with 17pcs strategically placed Hydro-Air jets (Ventury system). Jumbo / Extra size jets with adj. pressure - 8pcs, medium jets - 6pcs, small rotational star jets - 2 pcs, ozone jet - 1pc
Air Jets	43pcs - 215 air channels	Massage zones	3+1 massage zones
Aromatherapy	Integrated through air massage system. Wide variety of scents.	Massage modes	6 (2 pre programmed + manual 3+1); more than 45 different therapy combinations.
	User-friendly electronic control; easy touch buttons; easy to read display. LED indication of all functions.		Integrated underwater chroma therapy system / lights effect. 2 underwater lights / 18 LEDs. Synchronizable. Variable modes.

	<p>Marine grade stereo system includes:</p> <ul style="list-style-type: none"> - CD player; -AM/FM radio; -2 speakers 60W each 		<p>All elements are manufactured from highest quality materials. Chrome plated finish and elegant design.</p>
	<p>Integrated aroma therapy. Wide variety of scents. Choose your scent and enjoy!</p>		<p>Lateral waterfalls for chest and abdominal area massage; electronically controlled; adjustable intensity. Equipped with ind. shut-off valves; set of 2.</p>
	<p>Contoured head support (cushioned, removable).</p>		<p>Retractable Hand shower with individual shut-off valve, multiple settings, chrome plated.</p>
	<p>Safety ladder (2 steps) with anti-slip pebble style mat.</p>		<p>Additional safety feature: chrome plated grab bars</p>
	<p>Automatic water mixing system. Chrome plated design, double scale (C/F).</p>		<p>Adjustable clear acrylic foot support / tub shortener. Add a special touch to your relaxation!</p>

Integrated ozone system (water sanitation)

OPTIONS

	<p>Self-drain acrylic molded top for envelopments, sea weed applications, mud, Vichy, etc. Equipped with drain, vinyl pad / mattress and head support (pillow).</p>		<p>Set of aroma therapy cartridges (4pcs)</p>
	<p>Underwater massage hose/ hand wand for underwater massage applications (option). Equipped with individual shut-off valve, adjustable pressure, pressure / temperature gauge, spray nozzle (different settings) and clear acrylic holder.</p>		<p>Anti-cellulite treatment with use of underwater massage hose / massage wand.</p>



Individual Hydro therapy Ventury System Air Controls for each therapy zone on each side of the tub.

Marine grade 10-disc CD-changer

11 contour extra-bright mini lights placed inside the tub or under waterfalls



Special 15" solid brass chrome plated fill out spout (waterfall); for filling out the tub and relaxation. Equipped with special recirculation mode.

31 contour extra-bright mini lights placed inside the tub or under waterfalls.

*Note: This is a general description of C-280 T. RE MB-05 model. Functions vary in different models of Jumbo Line Platinum.
RMS is not responsible for errors and omissions.

[Back](#)

[Printable Version](#)

Copyright 2007 RMS. Designed by RMS design group